
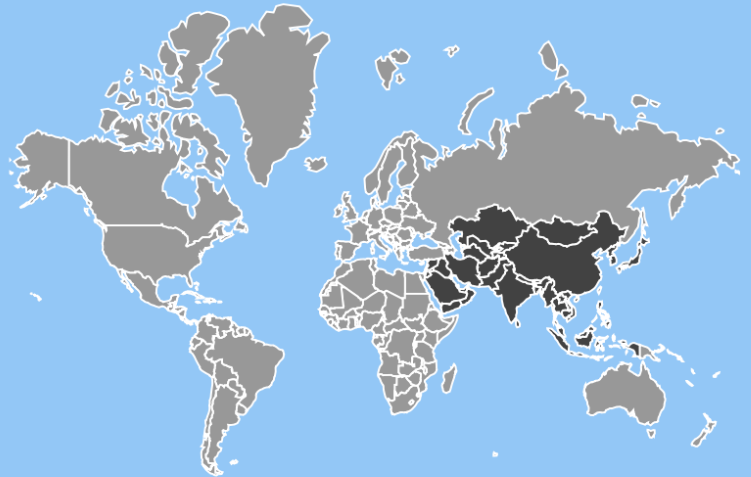


# 2016 International Graduate Admissions Survey

## PRELIMINARY APPLICATIONS

Asia & Middle East continue to produce a significant number of applications



Engineering and Mathematics & Computer Sciences remain popular fields of study

International Application count as of February 1, 2016

Master's & Certificate

**362,380**

**Total**

**591,104**

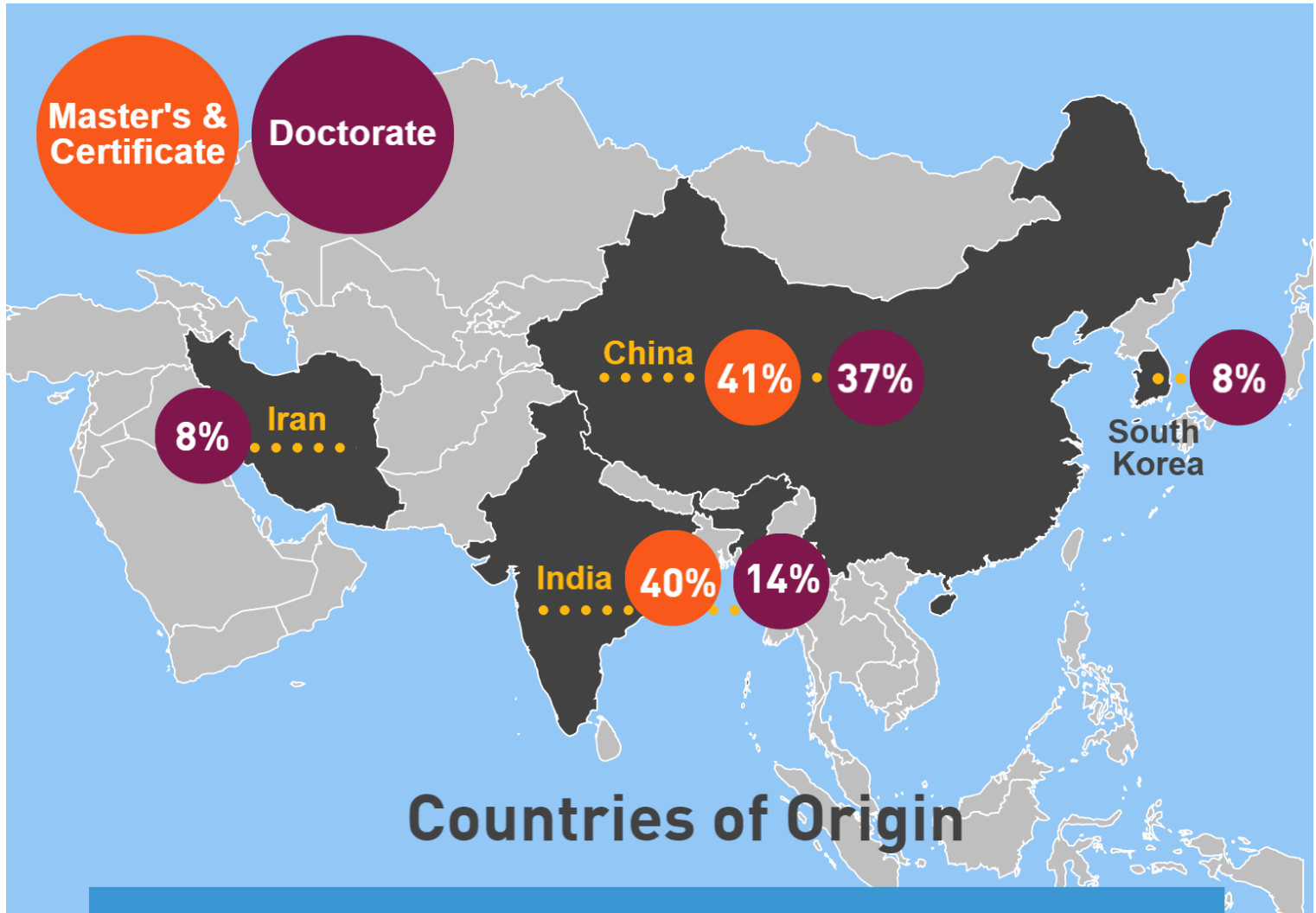
Doctorate

**228,724**

The 2016 CGS International Graduate Admissions Survey: Preliminary Applications was sent to 742 U.S. colleges and universities that were members of CGS or one of the four regional graduate school associations: CSGS, MAGS, NAGS, & WAGS as of January 2016. A total of 345 institutions, or 46%, responded to the survey.

The survey asked institutions to report the preliminary number of applications for Fall 2016 received from prospective international graduate students as of February 1, 2016.

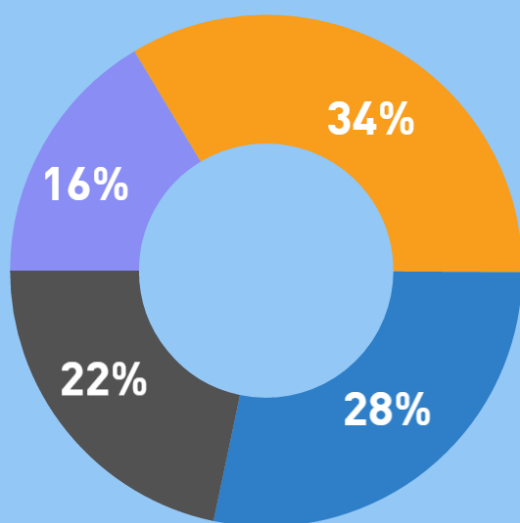
Full data tables are available on the project website:  
<http://cgsnet.org/international-graduate-admissions-survey>.



## Distribution of Preliminary Applications

### Field of Study

#### Master's & Certificate



#### Doctorate

